



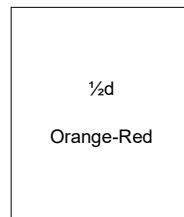
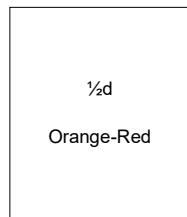
Great Britain - Queen Elizabeth II



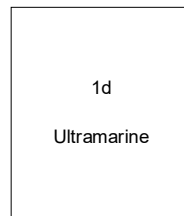
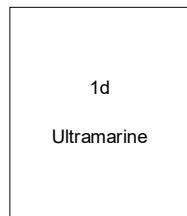
First definitive stamps featuring Queen Elizabeth II, issued after her ascension to the throne in 1952. These stamps were subsequently known as 'Wildings' after the name of the photographer of the iconic photograph, Dorothy Wilding.

1952-1954.
Wm Tudor Crown.

Wm Inverted



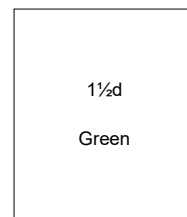
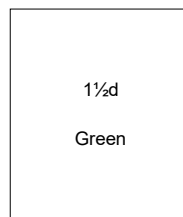
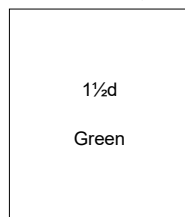
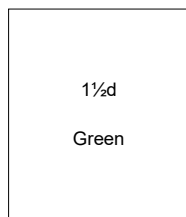
Wm Inverted



Wm Sideways

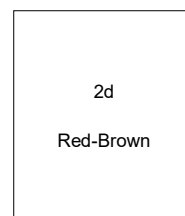
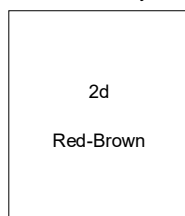
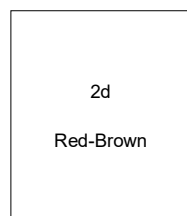
Extra Dot

Wm Inverted



Wm Sideways

Wm Inverted

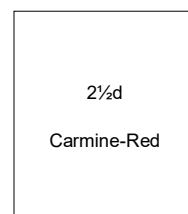
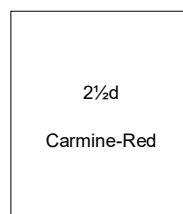
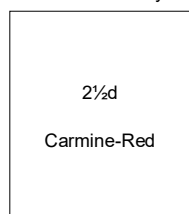
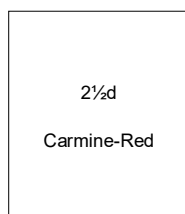


T1

T1 Wm Sideways

T2

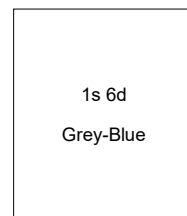
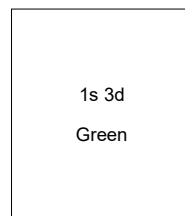
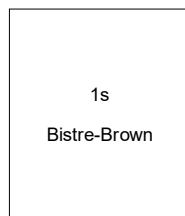

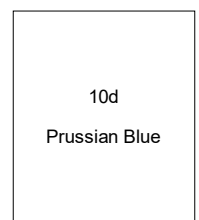
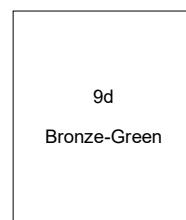
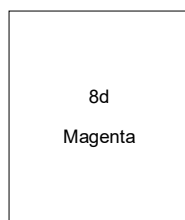
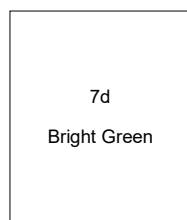
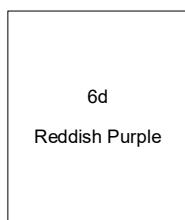
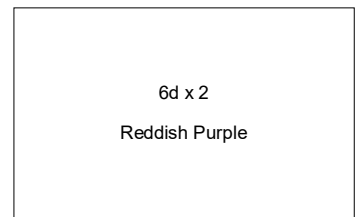
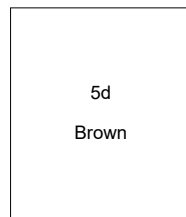
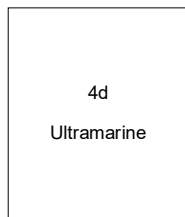
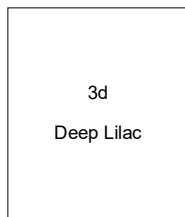
T2 Wm Inverted



Great Britain - Queen Elizabeth II

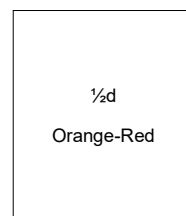
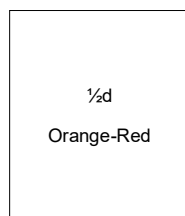
1952-1954.
Wm Tudor Crown.

Imperf Three Sides



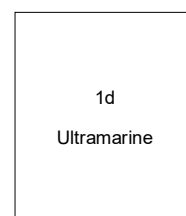
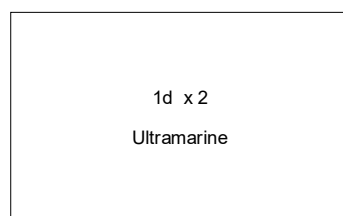
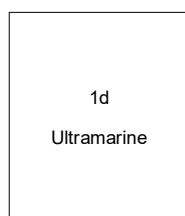
1955-1958.
Wm St. Edward's Crown.

Wm Inverted



Tête-bêche

Wm Inverted

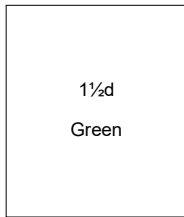


Great Britain - Queen Elizabeth II

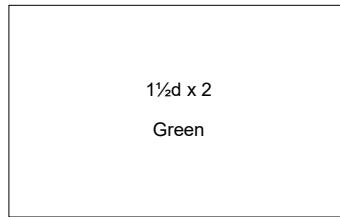
1955-1958.

Wm St. Edward's Crown.

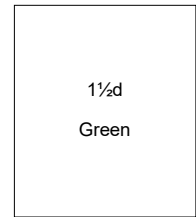
Wm Sideways



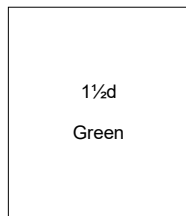
Tête-bêche



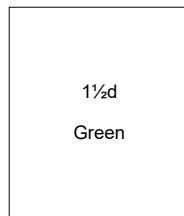
Extra Dot



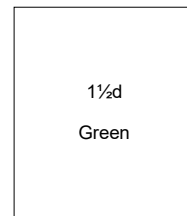
Rabbit's Ears



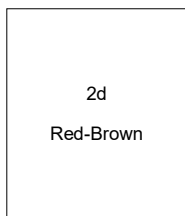
Butterfly Flaw



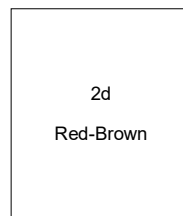
Wm Inverted



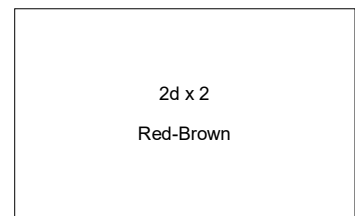
Imperf Between




Wm Sideways



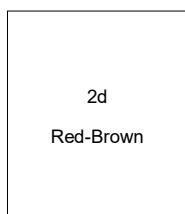
Imperf Between



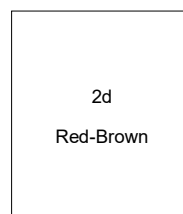
Wm Inverted



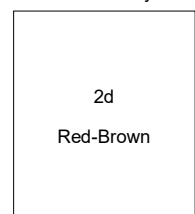
Tête-bêche



Wm Inverted



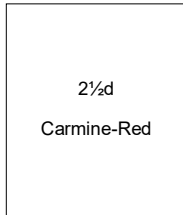
Wm Sideways



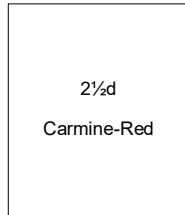
Great Britain - Queen Elizabeth II

1955-1958.
Wm St. Edward's Crown.

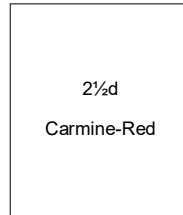
T1



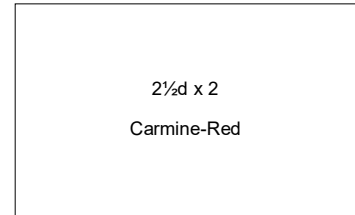
T1 Wm Sideways



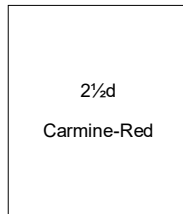
T2



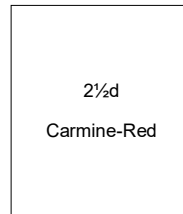
T2 Tête-bêche



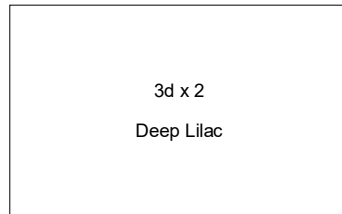
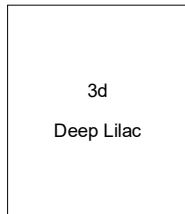
T2 Swan's Head Flaw



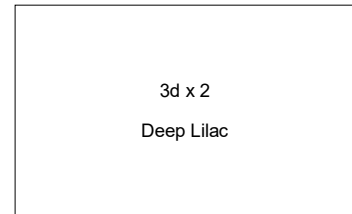
T2 Wm Inverted



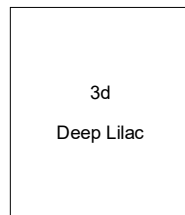
Tête-bêche



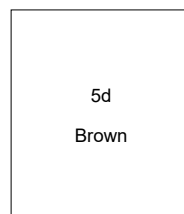
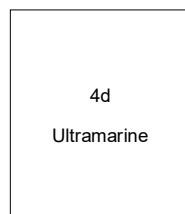
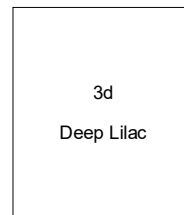
Imperf Three Sides



Wm Sideways



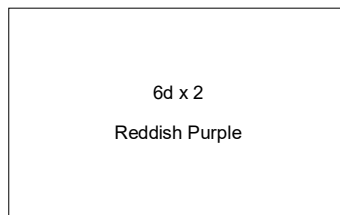
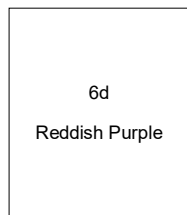
Wm Inverted



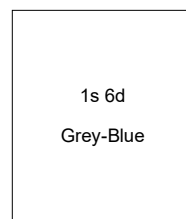
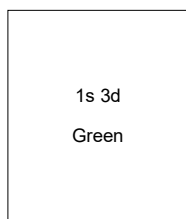
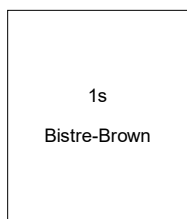

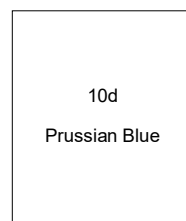
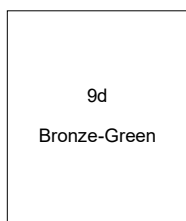
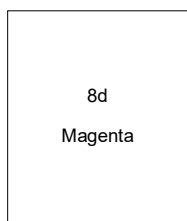
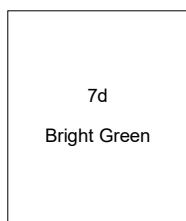
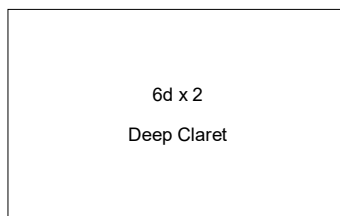
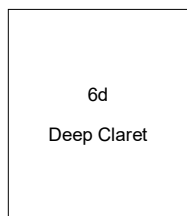
Great Britain - Queen Elizabeth II

1955-1958.
Wm St. Edward's Crown.

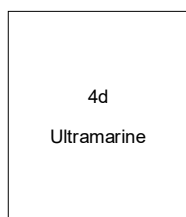
Imperf Three Sides



Imperf Three Sides



12th September 1957. 46th Inter-Parliamentary Union Conference.
Wm St. Edward's Crown.



Great Britain - Queen Elizabeth II

19th November 1957. Graphite-lined issue.
Wm St. Edward's Crown.

Graphite Lines



½d
Orange-Red

1d
Ultramarine

Extra Stop

1d
Ultramarine

Stop Omitted

1d
Ultramarine

Both Lines at Left

1½d
Green

1½d
Green

Line at Left

2d
Light Red-Brown

2d
Light Red-Brown

T2

2½d
Carmine-Red

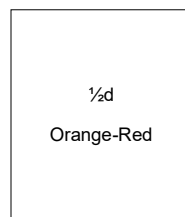
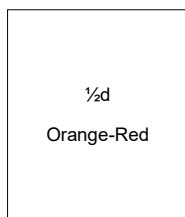
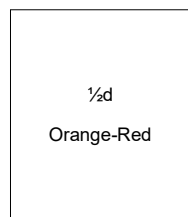
3d
Deep Lilac

Great Britain - Queen Elizabeth II

1958-1965.
Wm Multiple Crowns.

Wm Sideways

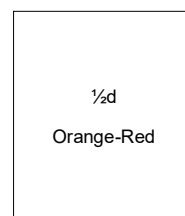
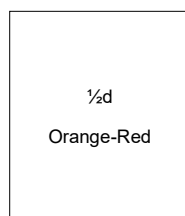
'd' Joined to Shamrock



Wm Inverted

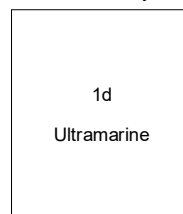
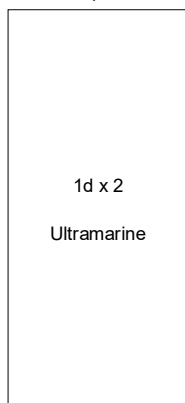
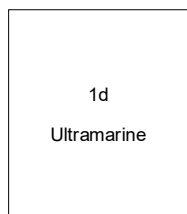
Chalk-Surfaced

Chalk-Surfaced
Wm Inverted



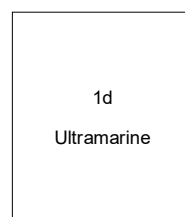
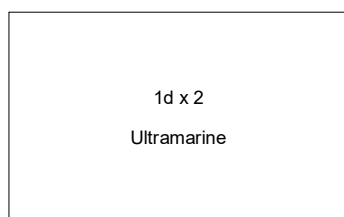
Imperf

Wm Sideways



Tête-bêche

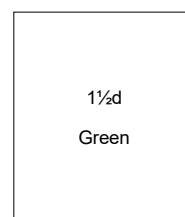
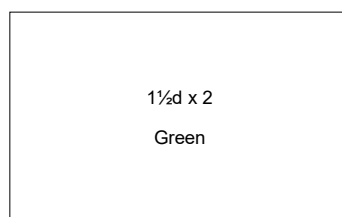
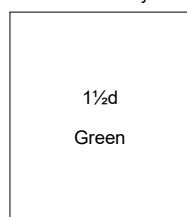
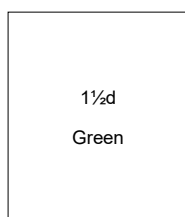
Wm Inverted



Wm Sideways

Tête-bêche

Wm Inverted



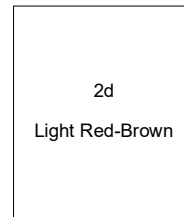
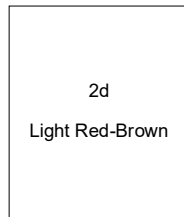
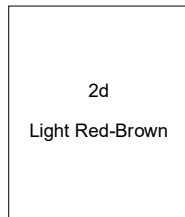
Great Britain - Queen Elizabeth II

1958-1965.

Wm Multiple Crowns.

Wm Sideways

Wm Inverted

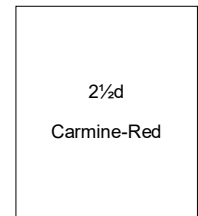
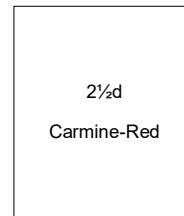
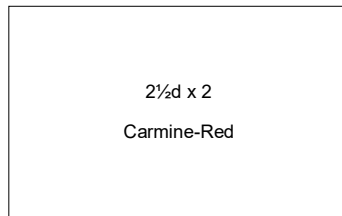
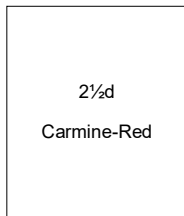


T2

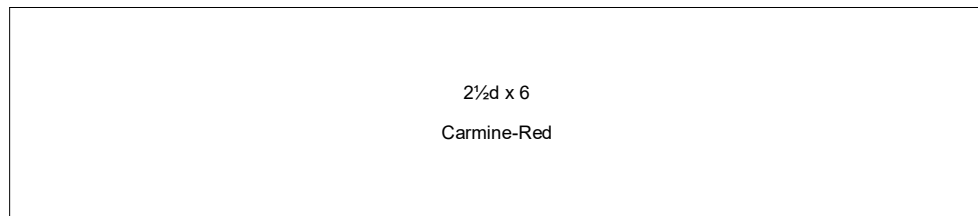
T2 Tête-bêche

T2 Swan's Head Flaw

T2 Wm Inverted



T1 Imperf

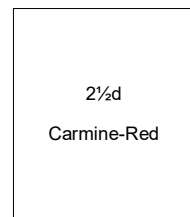
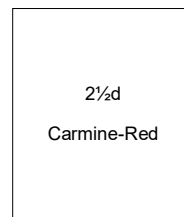
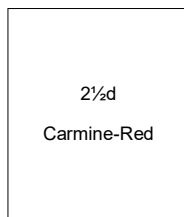
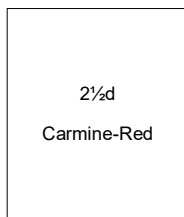


T1 Wm Upright

T2 Wm Sideways

T2 Chalk-Surface

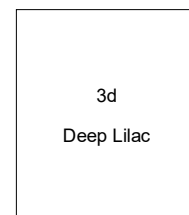
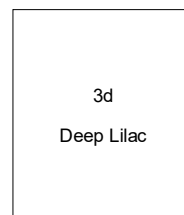
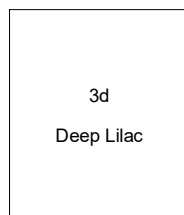
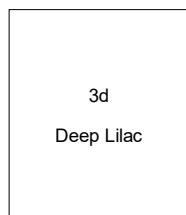
T2 Chalk-Surface
Wm Inverted



Wm Sideways

Phantom 'R'
(Cyl 41 No Dot)

Do. First Retouch

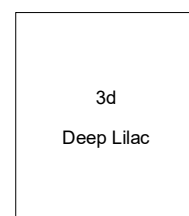
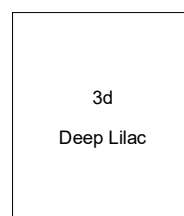
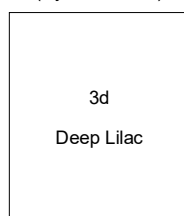
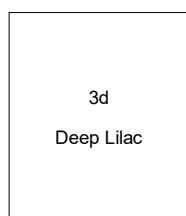


Do. Second Retouch

Phantom 'R'
(Cyl 37 No Dot)

Do. Retouch

Wm Inverted



Great Britain - Queen Elizabeth II

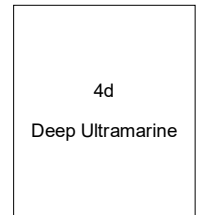
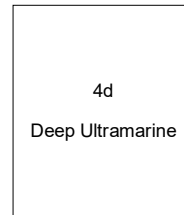
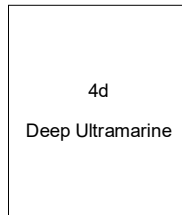
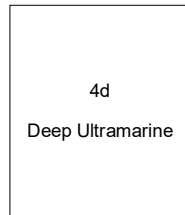
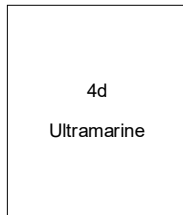
1958-1965.

Wm Multiple Crowns.

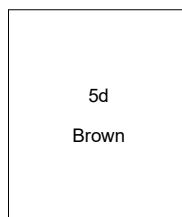
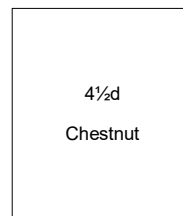
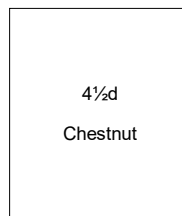
Wm Sideways

Double Impression

Wm Inverted

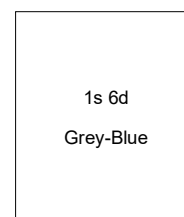
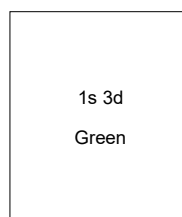
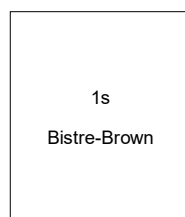
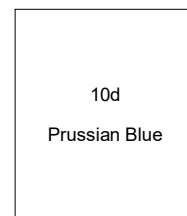
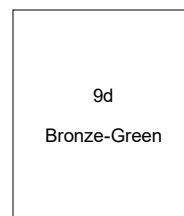
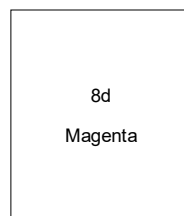
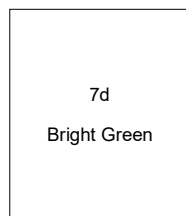
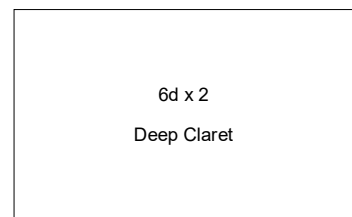
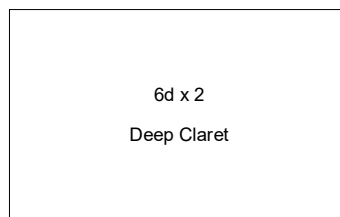
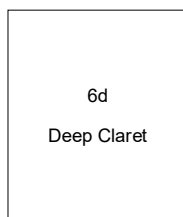


Phantom Frame



Imperf Three Sides

Imperf

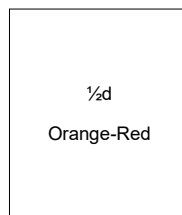
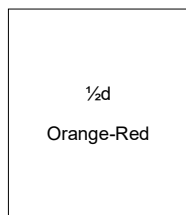


Great Britain - Queen Elizabeth II

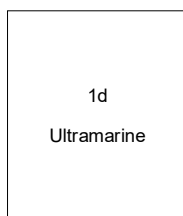
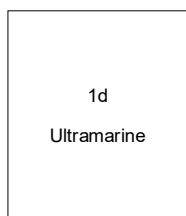
24th November 1958-1961. Graphite-lined issue.

Wm Multiple Crowns.

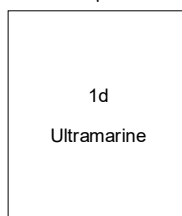
Wm Inverted



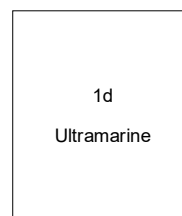
Misplaced Graphite
Lines



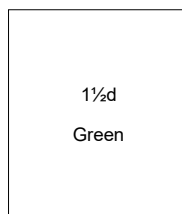
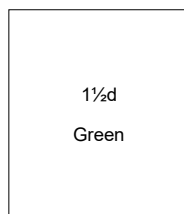
Three Graphite Lines



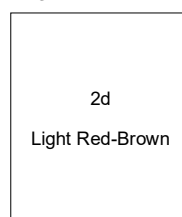
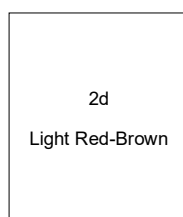
Wm Inverted



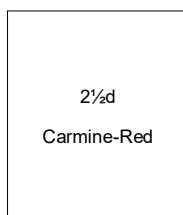
Wm Inverted



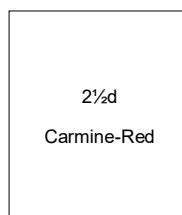
One Line at Left



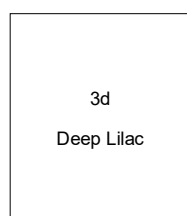
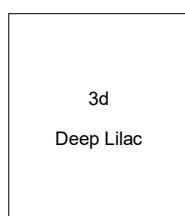
T2



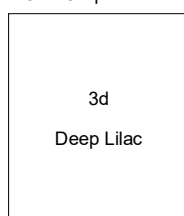
T2 Wm Inverted



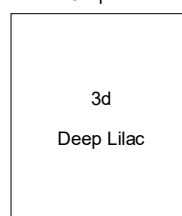
Misplaced Graphite
Lines



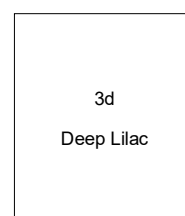
One Graphite Line



Three Graphite Lines



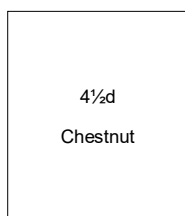
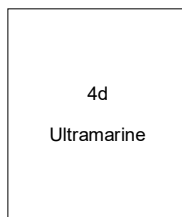
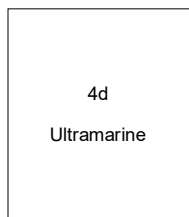
Wm Inverted



Great Britain - Queen Elizabeth II

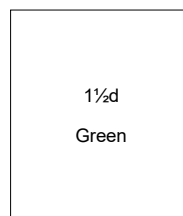
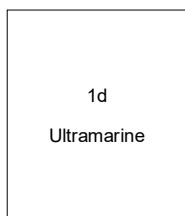
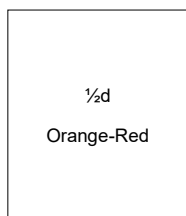
24th November 1958-1961. Graphite-lined issue.
Wm Multiple Crowns.

Misplaced Graphite
Lines



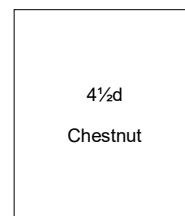
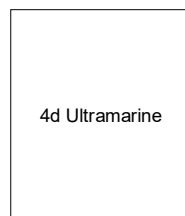
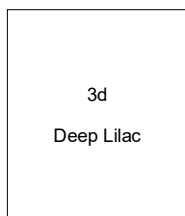
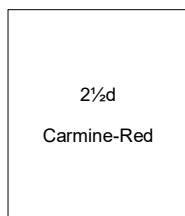
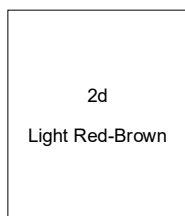
18th November 1959.
Phosphor-Graphite issue.

Wm St. Edward's Crown



Wm Multiple Crowns

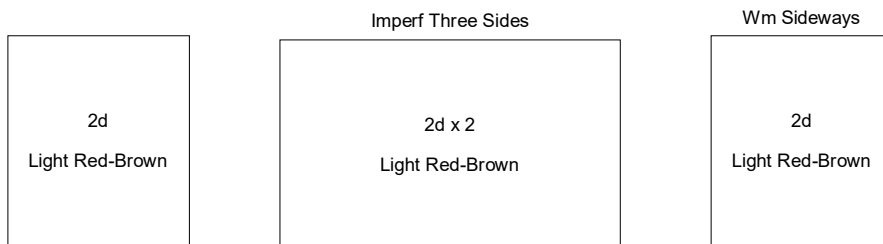
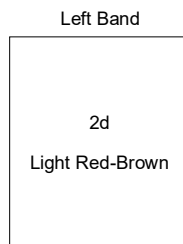
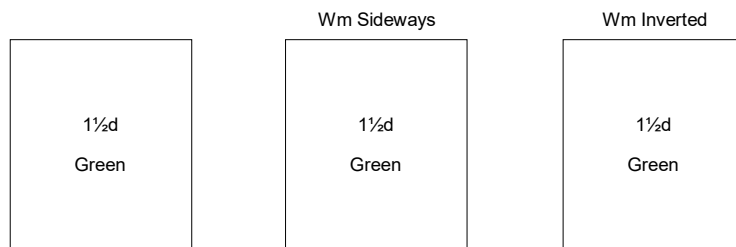
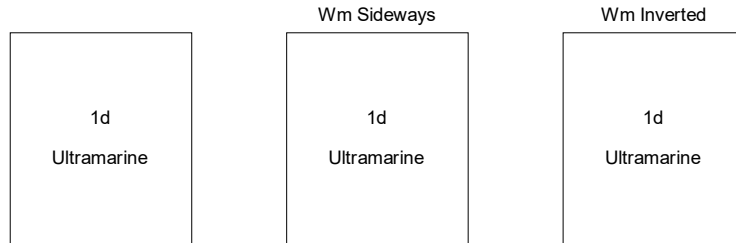
Error: Wm St.
Edward's Crown



Great Britain - Queen Elizabeth II

22nd June 1960-1967.

Phosphor issue. Two phosphor bands unless stated. Wm Multiple Crowns.

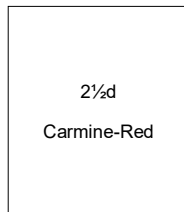


Great Britain - Queen Elizabeth II

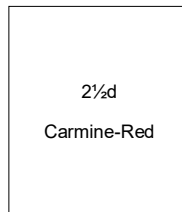
22nd June 1960-1967.

Phosphor issue. Two phosphor bands unless stated. Wm Multiple Crowns.

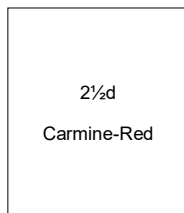
T2



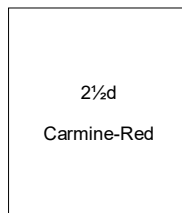
T2 Wm Inverted



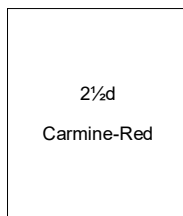
T2 One Band



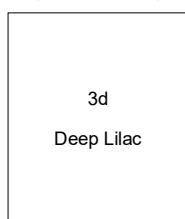
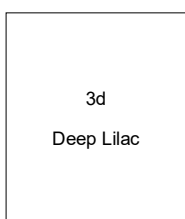
Wm Inverted



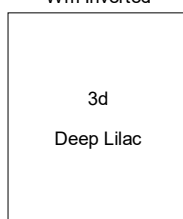
T1



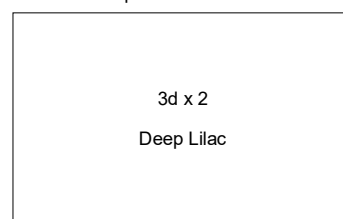
Phantom 'R'
(Cyl 41 No Dot)



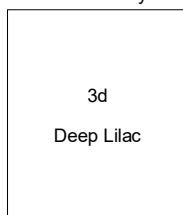
Wm Inverted



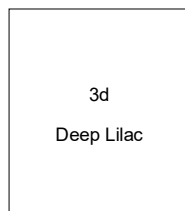
Imperf Three Sides



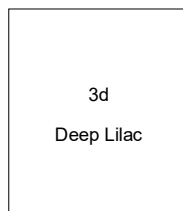
Wm Sideways



Left Band



Wm Inverted

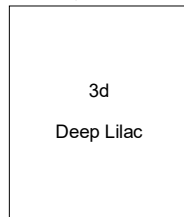


Great Britain - Queen Elizabeth II

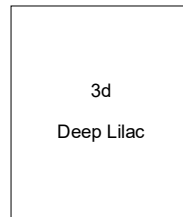
22nd June 1960-1967.

Phosphor issue. Two phosphor bands unless stated. Wm Multiple Crowns.

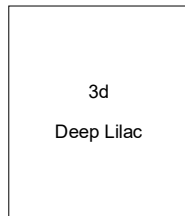
Right Band



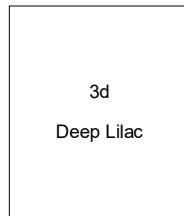
Wm Inverted



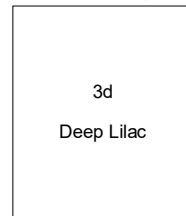
Centre Band



Wm Inverted


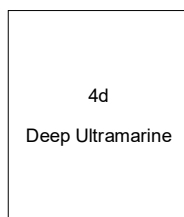


Wm Sideways

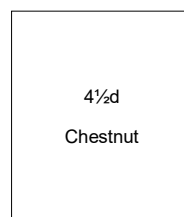
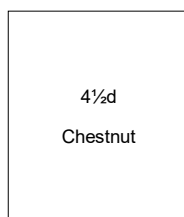


4d
Ultramarine

Wm Sideways



Phantom Frame



Great Britain - Queen Elizabeth II

22nd June 1960-1967.

Phosphor issue. Two phosphor bands unless stated. Wm Multiple Crowns.

5d
Brown

6d
Purple

7d
Bright Green

8d
Magenta

9d
Bronze-Green

10d
Prussian Blue

1s
Bistre-Brown

1s 3d
Green

1s 6d
Grey-Blue